

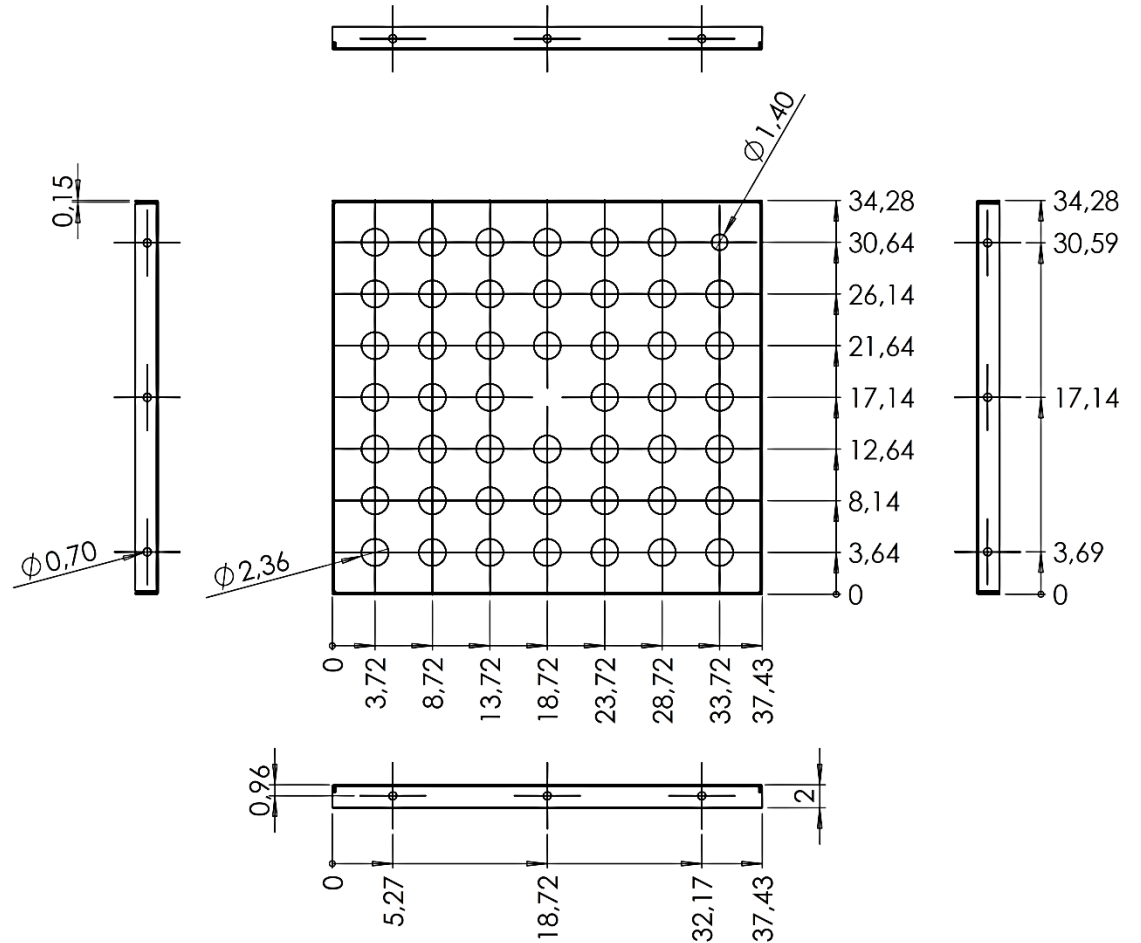
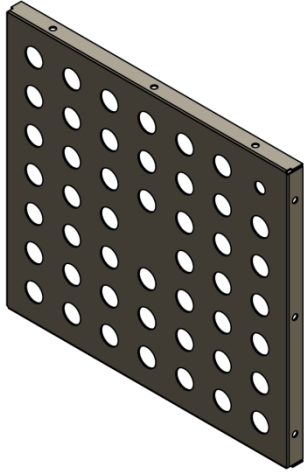
TWO-PIECE SHIELDS

SGH-37,43x34,28x2,00x0,15-FS-C

SGH-36,83x33,68x5,08x0,20-FS-F

COVER

SGH-37,43x34,28x2,00x0,15-FS-C



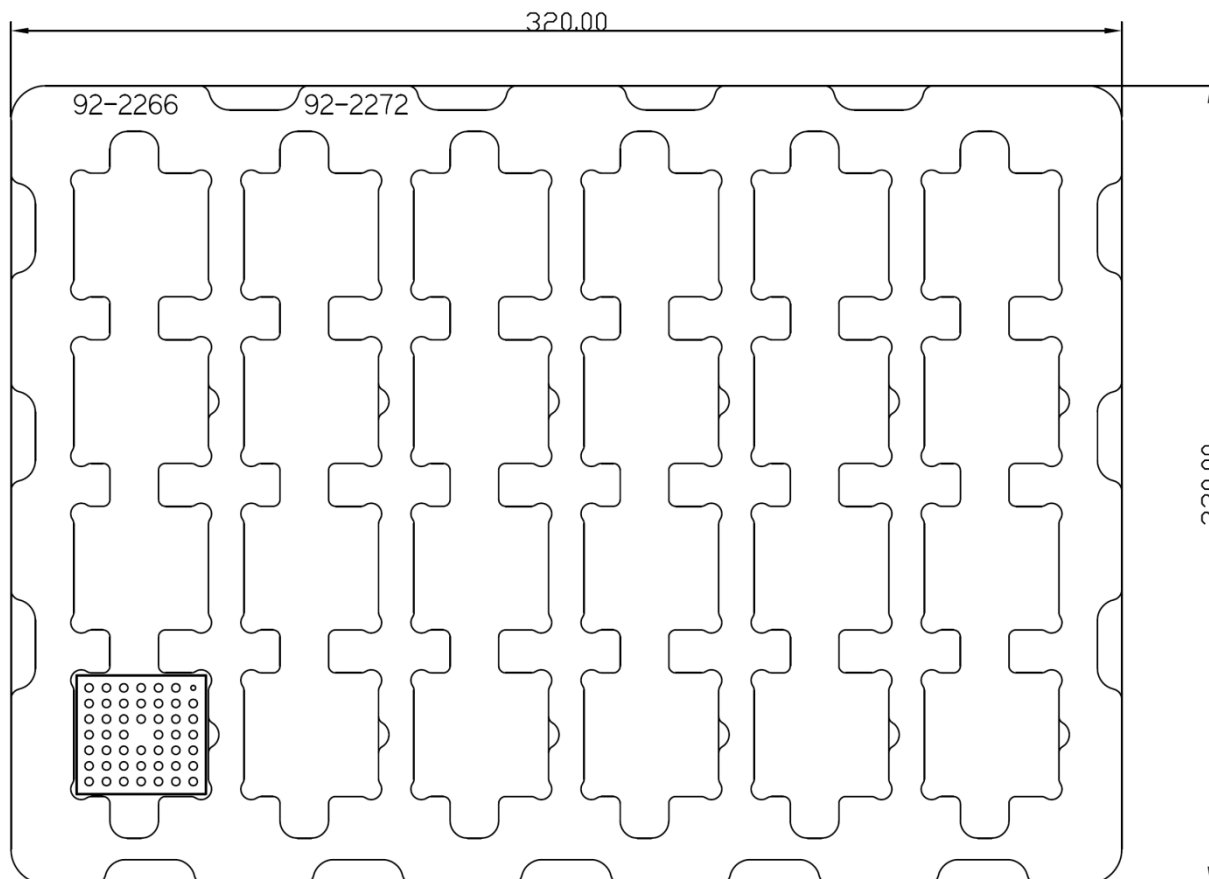
Property	Value	Tolerance
Thickness	0,15 mm	ISO 2768-mK
Length	37,43 mm	ISO 2768-mK
Width	34,28 mm	ISO 2768-mK
Height	2,00 mm	ISO 2768-mK
Material	SPTE	
Plating	Tin-plated	

TWO-PIECE SHIELDS

SGH-37,43x34,28x2,00x0,15-FS-C

SGH-36,83x33,68x5,08x0,20-FS-F

PACKING SPECIFICATION – TRAY (mm)



- Material: white PS
- Tolerances: $\pm 0,30$ to $\pm 0,50$ mm

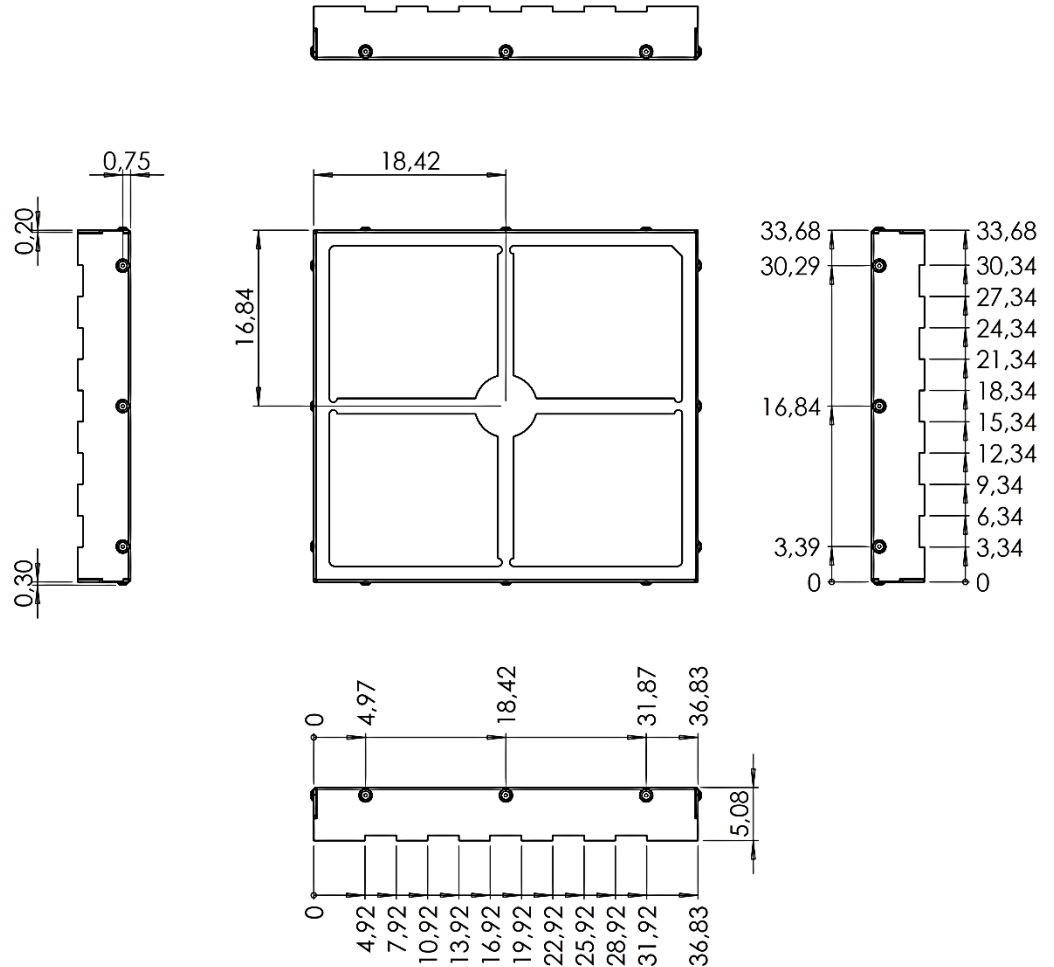
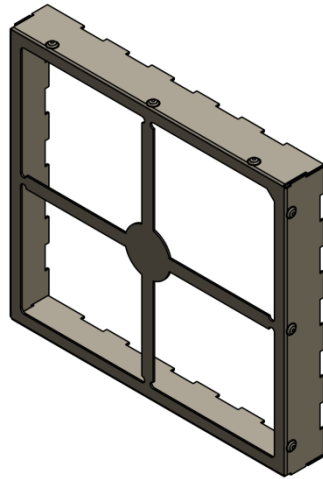
TWO-PIECE SHIELDS

SGH-37,43x34,28x2,00x0,15-FS-C

SGH-36,83x33,68x5,08x0,20-FS-F

FRAME

SGH-36,83x33,68x5,08x0,20-FS-F



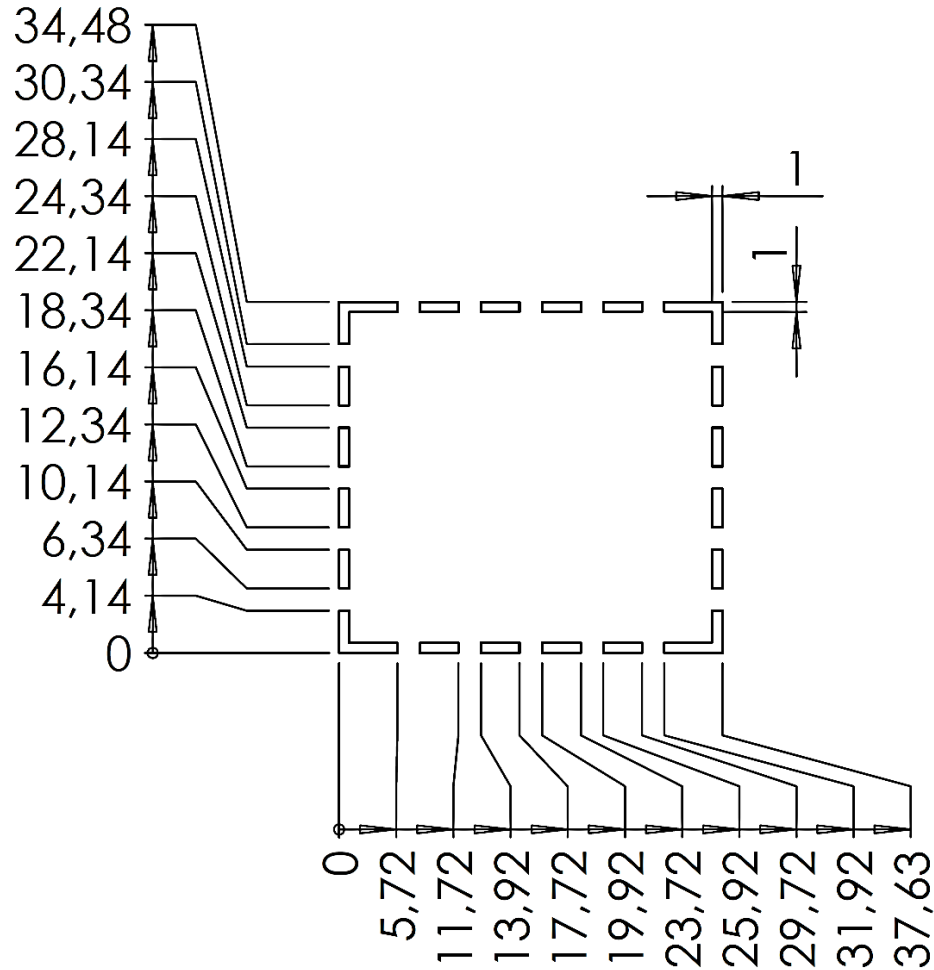
Property	Value	Tolerance
Thickness	0,20 mm	ISO 2768-mK
Length	36,83 mm	ISO 2768-mK
Width	33,68 mm	ISO 2768-mK
Height	5,08 mm	ISO 2768-mK
Material	SPTE	
Plating	Tin-plated	

TWO-PIECE SHIELDS

SGH-37,43x34,28x2,00x0,15-FS-C

SGH-36,83x33,68x5,08x0,20-FS-F

RECOMMENDED FOOTPRINT (mm)



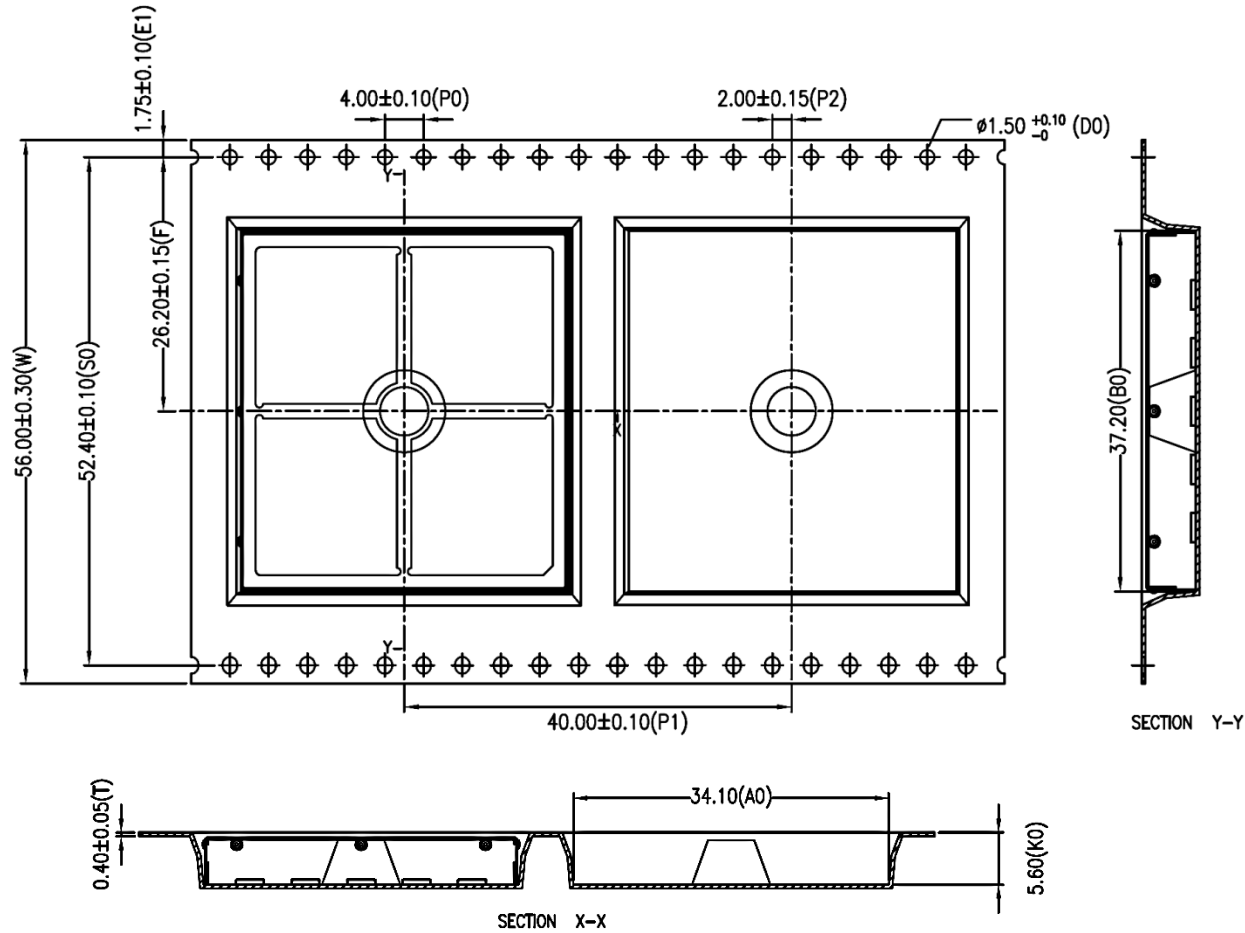
Disclaimer: This is only a recommendation based on information available to **mtc** at the time of printing. Actual land pattern can be significantly different due to various materials and processes used in PCB assembly. **mtc** makes no representation or warranty of performance based on the recommended land pattern.

TWO-PIECE SHIELDS

SGH-37,43x34,28x2,00x0,15-FS-C

SGH-36,83x33,68x5,08x0,20-FS-F

PACKING SPECIFICATION – TAPE AND REEL (mm)



- Part conforms to EIA-481-D standards.
- Material: conductive polystyrene
- Packing length for 22" reel: 36,0 meters (1:4).
- Component packing to 13" reel: 200 pcs.
- Dimension tolerances:
 - .X \pm 0,20
 - .XX \pm 0,10

	A ₀	B ₀	K ₀
	34,10	37,20	5,60
Tolerance	$\pm 0,10$	$\pm 0,10$	$\pm 0,10$