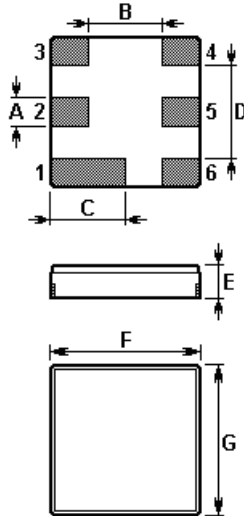


The **ACTF9045-1855.0-DCC6C** is a low-loss, compact, and economical surface-acoustic-wave (SAW) RF filter in a surface-mount ceramic **DCC6C** case for Korean PCS applications, Rx.

### 1. Package Dimensions (DCC6C)



Pin	Configuration
2	Input
5	Output
1, 3, 4, 6	Case Ground

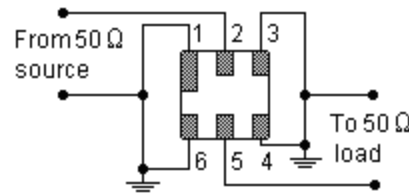
Sign	Data (unit: mm)	Sign	Data (unit: mm)
A	0.6	E	1.1
B	1.5	F	3.0
C	1.5	G	3.0
D	1.8		

### 2. Marking

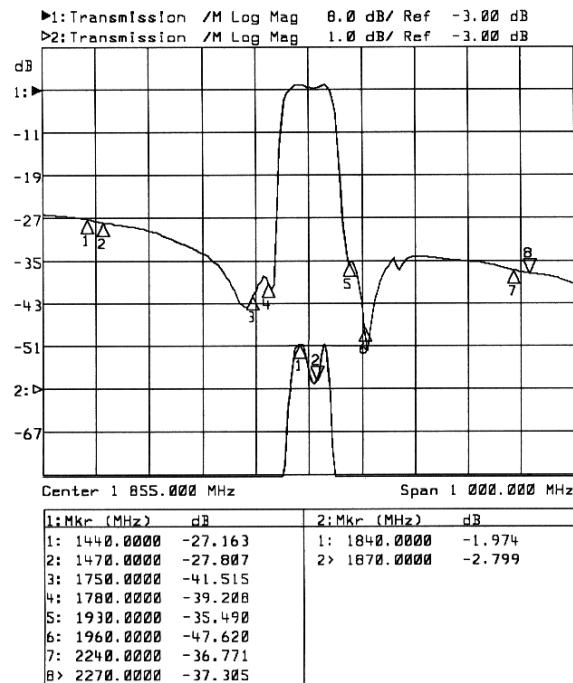


Top View, Laser Printing

### 3. Test Circuit



### 4. Typical Frequency Response



In line with our ongoing policy of product evolution and improvement, the above specification may subject to change without notice

**ISO9001:2000 Registered**

For quotations or further information please contact us at:

3 The Business Centre, Molly Millars Lane, Wokingham, Berkshire, RG41 2EY, UK

<http://www.actcrystals.com>

## 5. Performance

### 5-1. Maximum Ratings

Rating		Value	Unit
Input Power Level	$P$	10	dBm
DC Voltage	$V_{DC}$	5	V
Operable Temperature Range	$T_A$	-20 to +75	°C
Storage Temperature Range	$T_{stg}$	-40 to +85	°C

### 5-2. Electronic Characteristics

Characteristic		Minimum	Typical	Maximum	Unit
Center Frequency	$f_C$	--	1855.0	--	MHz
Insertion Loss	$IL$	--	3.0	4.5	dB
	1840 .... 1870 MHz				
VSWR		--	1.4	2.0	
	1840 .... 1870 MHz				
Absolute Attenuation	$\pm$				dB
	1440 .... 1470 MHz	20	27	--	dB
	1750 .... 1780 MHz	28	40	--	dB
	1930 .... 1960 MHz	25	35	--	dB
	2240 .... 2270 MHz	27	37	--	dB
Amplitude Ripple (p-p)	" $\pm$	--	0.8	1.5	dB
	1840 .... 1870 MHz				
Input / Output Impedance (Nominal)		50			$\Omega$

**ⓘ CAUTION: Electrostatic Sensitive Device. Observe precautions for handling!**

© ACT 2003. All Rights Reserved.

#### NOTE:

1. The frequency  $f_C$  is defined as the midpoint between the 3dB frequencies.
2. Unless noted otherwise, all measurements are made with the filter installed in the specified test fixture that is connected to a 50 $\Omega$  test system with VSWRd1.2:1.
3. Unless noted otherwise, specifications apply over the entire specified operating temperature range.
4. The specifications of this device are based on the test circuit shown above and subject to change or obsolescence without notice.
5. All equipment designs utilizing this product must be approved by the appropriate government agency prior to manufacture or sale.
6. Our liability is only assumed for the Surface Acoustic Wave (SAW) component(s) per se, not for applications, processes and circuits implemented within components or assemblies.

In line with our ongoing policy of product evolution and improvement, the above specification may subject to change without notice

**ISO9001:2000 Registered**

For quotations or further information please contact us at:

3 The Business Centre, Molly Millars Lane, Wokingham, Berkshire, RG41 2EY, UK

<http://www.actcrystals.com>