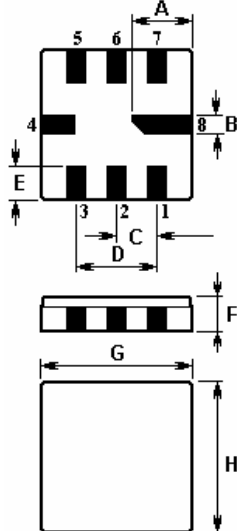


The **ACT4060-448-QCC8C** is a low-loss, compact, and economical surface-acoustic-wave (**SAW**) filter in a surface-mount ceramic **QCC8C** case with 448.0 MHz center frequency.

### 1. Package Dimension (QCC8C)



Pin	Configuration
2	Input / Output
6	Output / Input
1,3,5,7	To be Grounded
4,8	Case Ground

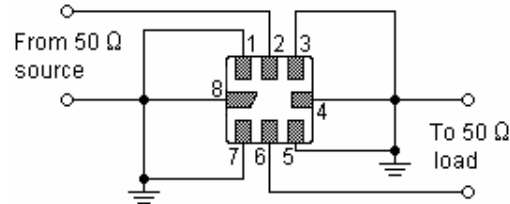
Sign	Data (unit: mm)	Sign	Data (unit: mm)
A	2.08	E	1.20
B	0.60	F	1.35
C	1.27	G	5.00
D	2.54	H	5.00

### 2. Marking

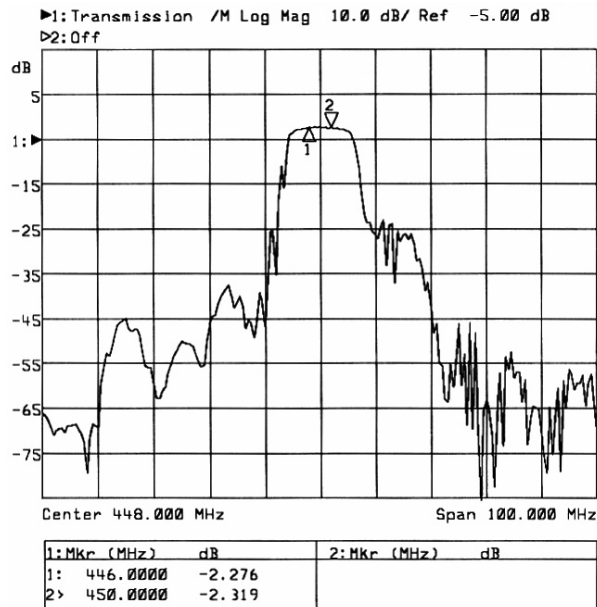
**ACT4060**

Laser Marking

### 3. Test Circuit



### 4. Typical Frequency Response



In line with our ongoing policy of product evolution and improvement, the above specification may subject to change without notice

**ISO9001:2000 Registered**

For quotations or further information please contact us at:

3 The Business Centre, Molly Millars Lane, Wokingham, Berkshire, RG41 2EY, UK

<http://www.actcrystals.com>

## 5. Performance

### 5-1. Maximum Ratings

Rating		Value	Unit
Input Power Level	$P$	0	dBm
DC Voltage	$V_{DC}$	10	V
Operable Temperature Range	$T_A$	-40 to +85	°C
Storage Temperature Range	$T_{stg}$	-40 to +85	°C

### 5-2. Electronic Characteristics

Characteristic		Minimum	Typical	Maximum	Unit
Center Frequency	$f_C$	--	448.000	--	MHz
User Signal Band	$BW$	--	±2.0	--	MHz
Insertion Loss	$IL$ $f_C \pm 2.0$ MHz	--	3.0	4.5	dB
Absolute Attenuation	$\alpha$ DC to $f_C - 25.0$ MHz $f_C + 25.0$ MHz to $f_C + 200.0$ MHz	35 35	45 45	-- --	dB
Ripple	$\Delta\alpha$ $f_C \pm 2.0$ MHz	--	--	2.0	dB
Input / Output Impedance (Nominal)		50Ω // 0pF			

**ⓘ CAUTION: Electrostatic Sensitive Device. Observe precautions for handling!**

1. The frequency  $f_C$  is defined as the midpoint between the 3dB frequencies.
2. Unless noted otherwise, all measurements are made with the filter installed in the specified test fixture that is connected to a 50Ω test system with  $VSWR \leq 1.2:1$ . The test fixture L and C are adjusted for minimum insertion loss at the filter center frequency,  $f_C$ . Note that insertion loss, bandwidth, and passband shape are dependent on the impedance matching component values and quality.
3. Unless noted otherwise, specifications apply over the entire specified operating temperature range.
4. The specifications of this device are based on the test circuit shown above and subject to change or obsolescence without notice.
5. All equipment designs utilizing this product must be approved by the appropriate government agency prior to manufacture or sale.
6. Our liability is only assumed for the Surface Acoustic Wave (SAW) component(s) per se, not for applications, processes and circuits implemented within components or assemblies.

In line with our ongoing policy of product evolution and improvement, the above specification may subject to change without notice

**ISO9001:2000 Registered**

For quotations or further information please contact us at:

3 The Business Centre, Molly Millars Lane, Wokingham, Berkshire, RG41 2EY, UK

<http://www.actcrystals.com>