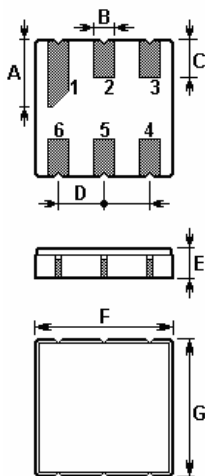


The **ACTF4042/410/DCC6** is a low-loss, compact, and economical surface-acoustic-wave (**SAW**) RF filter in a surface-mount ceramic **DCC6** case for FRS & PMR applications.

1. Package Dimension (DCC6)



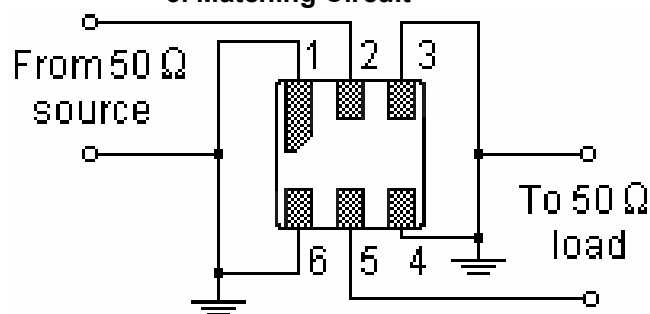
Pin	Configuration
2	Input
5	Output
1, 3, 4, 6	Ground

Sign	Data (unit: mm)	Sign	Data (unit: mm)
A	1.90±0.1	E	1.35±0.15
B	0.64±0.1 (x6)	F	3.80±0.15
C	1.00±0.1 (x5)	G	3.80±0.15
D	1.27±0.1 (x4)		

2. Marking

Laser Marking

3. Matching Circuit



In keeping with our ongoing policy of product evolution and improvement, the above specification is subject to change without notice.

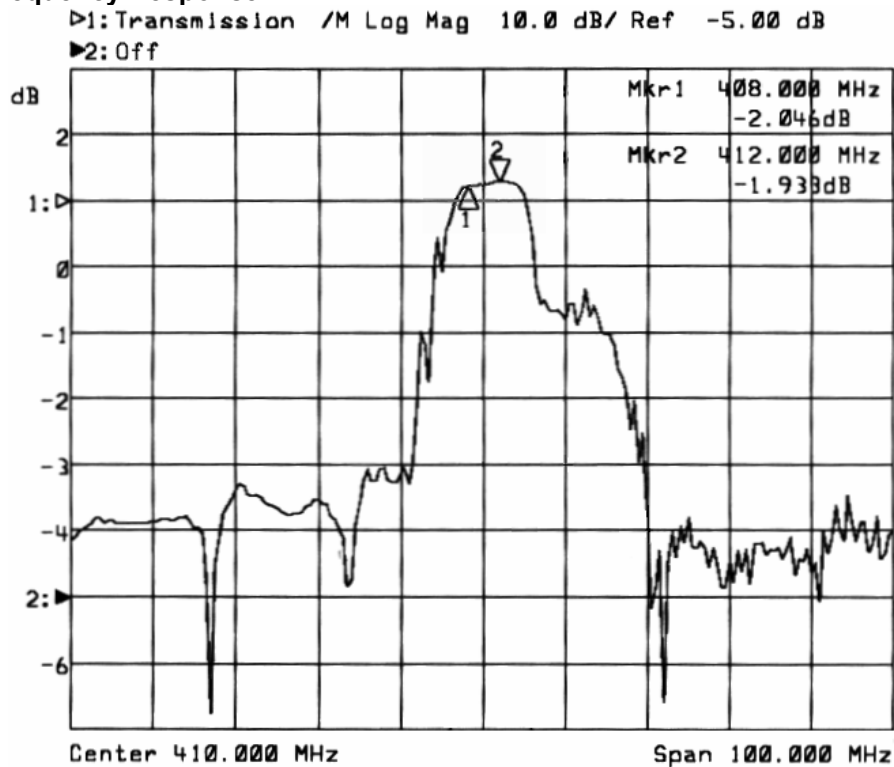
ISO9001: 2000 Registered

For quotations or further information please contact us at:

3 The Business Centre, Molly Millars Lane, Wokingham, Berks, RG41 2EY, UK

<http://www.actcrystals.com>

4. Typical Frequency Response



5. Performance

5-1. Maximum Ratings

Rating		Value	Unit
Input Power Level	P	+13	dBm
DC Voltage	V_{DC}	10	V
Operable Temperature Range	T_A	-40 to +85	°C
Storage Temperature Range	T_{stg}	-40 to +85	°C

In keeping with our ongoing policy of product evolution and improvement, the above specification is subject to change without notice.

ISO9001: 2000 Registered

For quotations or further information please contact us at:

3 The Business Centre, Molly Millars Lane, Wokingham, Berks, RG41 2EY, UK

<http://www.actcrystals.com>

5-2. Electronic Characteristics

Characteristic	Minimum	Typical	Maximum	Unit
Center Frequency f_c	--	410.000	--	MHz
User Signal Band BW	--	± 2.0	--	MHz
Insertion Loss $f_c \pm 2.0$ MHz IL	--	2.5	4.5	dB
Absolute Attenuation α $f_c - 200.0$ MHz to $f_c - 40.8$ MHz $f_c + 40.8$ MHz to $f_c + 200.0$ MHz	45 45	50 50	-- --	dB
Ripple $f_c \pm 2.0$ MHz $\Delta \alpha$	--	0.8	1.5	dB
Input / Output Impedance (Nominal)	50 Ω // 0pF			

ⓘ CAUTION: Electrostatic Sensitive Device. Observe precautions for handling!

NOTE:

1. The frequency f_c is defined as the midpoint between the 3dB frequencies.
2. Unless noted otherwise, all measurements are made with the filter installed in the specified test fixture that is connected to a 50 Ω test system with VSWR \leq 1.2:1.
3. Unless noted otherwise, specifications apply over the entire specified operating temperature range.
4. The specifications of this device are based on the test circuit shown above and subject to change or obsolescence without notice.
5. All equipment designs utilizing this product must be approved by the appropriate government agency prior to manufacture or sale.
6. Our liability is only assumed for the Surface Acoustic Wave (SAW) component(s) per se, not for applications, processes and circuits implemented within components or assemblies.

In keeping with our ongoing policy of product evolution and improvement, the above specification is subject to change without notice.

ISO9001: 2000 Registered

For quotations or further information please contact us at:

3 The Business Centre, Molly Millars Lane, Wokingham, Berks, RG41 2EY, UK

<http://www.actcrystals.com>