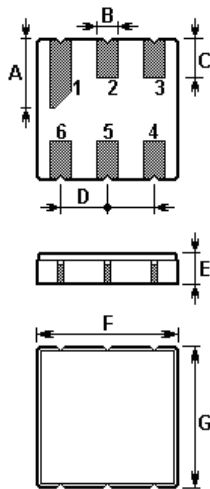


SAW BANDPASS FILTER PART NO.: ACTF4039-448.0-DCC6

The ACTF4039-448.0-DCC6 is a low-loss, compact, and economical surface-acoustic-wave (SAW) RF filter in a surface-mount ceramic DCC6 case for FRS & PMR.

1. Package Dimension (DCC6)



Pin	Configuration
2	Input
5	Output
1, 3, 4, 6	Ground

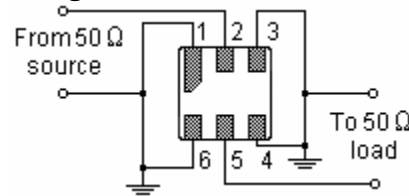
Sign	Data (unit: mm)	Sign	Data (unit: mm)
A	1.90±0.1	E	1.35±0.15
B	0.64±0.1 (x6)	F	3.80±0.15
C	1.00±0.1 (x5)	G	3.80±0.15
D	1.27±0.1 (x4)		

2. Marking

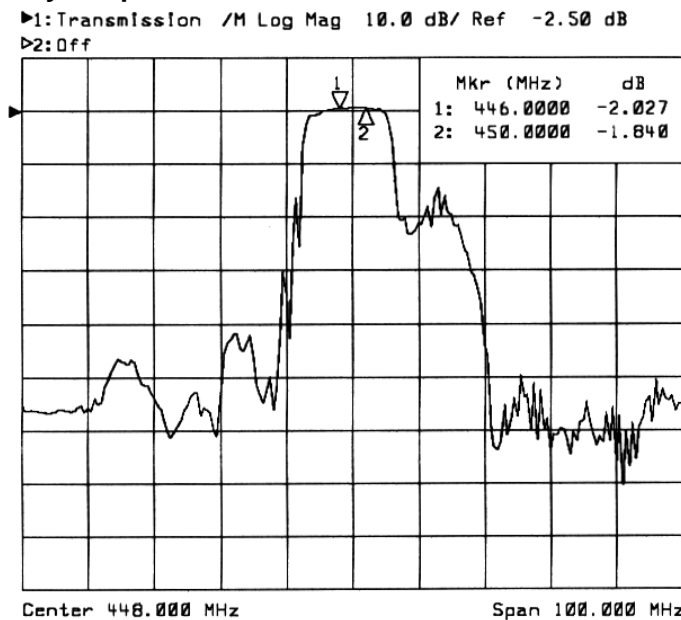


Top View, Laser Printing

3. Matching Circuit



4. Typical Frequency Response



In line with our ongoing policy of product evolution and improvement, the above specification may subject to change without notice

ISO9001:2000 Registered

For quotations or further information please contact us at:

3 The Business Centre, Molly Millars Lane, Wokingham, Berkshire, RG41 2EY, UK

<http://www.actcrystals.com>

5. Performance

5-1. Maximum Ratings

Rating		Value	Unit
Input Power Level	P	10	dBm
DC Voltage	V_{DC}	10	V
Operable Temperature Range	T_A	-10 to +60	°C
Storage Temperature Range	T_{stg}	-40 to +85	°C

5-2. Electronic Characteristics

Characteristic		Minimum	Typical	Maximum	Unit
Center Frequency	f_c	--	448.000	--	MHz
User Signal Band	BW	--	± 2.0	--	MHz
Insertion Loss	IL $f_c \pm 2.0$ MHz	--	2.0	4.0	dB
Absolute Attenuation	\pm $f_c - 200.0$ MHz to $f_c - 40.8$ MHz $f_c + 40.8$ MHz to $f_c + 200.0$ MHz	45 45	53 52	-- --	dB
Ripple	\pm $f_c \pm 2.0$ MHz	--	0.6	2.0	dB
Input / Output Impedance (Nominal)		50Ω // 0pF			

ⓘ CAUTION: Electrostatic Sensitive Device. Observe precautions for handling!

© ACT 2003. All Rights Reserved.

NOTE:

1. The frequency f_c is defined as the midpoint between the 3dB frequencies.
2. Unless noted otherwise, all measurements are made with the filter installed in the specified test fixture that is connected to a 50Ω test system with VSWRd1.2:1.
3. Unless noted otherwise, specifications apply over the entire specified operating temperature range.
4. The specifications of this device are based on the test circuit shown above and subject to change or obsolescence without notice.
5. All equipment designs utilizing this product must be approved by the appropriate government agency prior to manufacture or sale.
6. Our liability is only assumed for the Surface Acoustic Wave (SAW) component(s) per se, not for applications, processes and circuits implemented within components or assemblies.

In line with our ongoing policy of product evolution and improvement, the above specification may subject to change without notice

ISO9001:2000 Registered

For quotations or further information please contact us at:

3 The Business Centre, Molly Millars Lane, Wokingham, Berkshire, RG41 2EY, UK

<http://www.actcrystals.com>