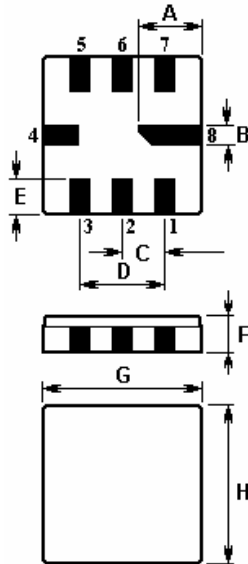


The ACTF4030/2.5/433.92/QCC8C is a low-loss, compact, and economical surface-acoustic-wave (SAW) filter in a surface-mount ceramic QCC8C case for remote control receivers.

1. Package Dimension (QCC8C)



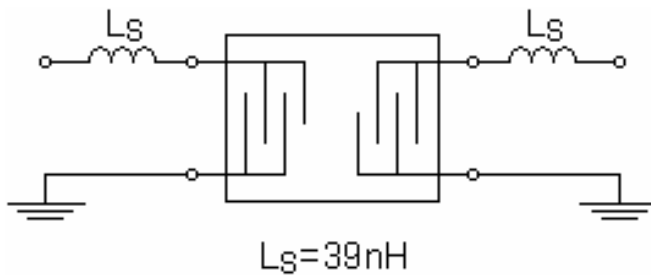
Pin	Connection
1	Input Ground
2	Input
5	Output
6	Output Ground
3, 7	to be Grounded
4, 8	Case Ground

Sign	Data (unit: mm)	Sign	Data (unit: mm)
A	2.08	E	1.20
B	0.60	F	1.35
C	1.27	G	5.00
D	2.54	H	5.00

2. Marking

Laser printing

3. Test Circuit



In keeping with our ongoing policy of product evolution and improvement, the above specification is subject to change without notice.

ISO9001: 2000 Registered

For quotations or further information please contact us at:

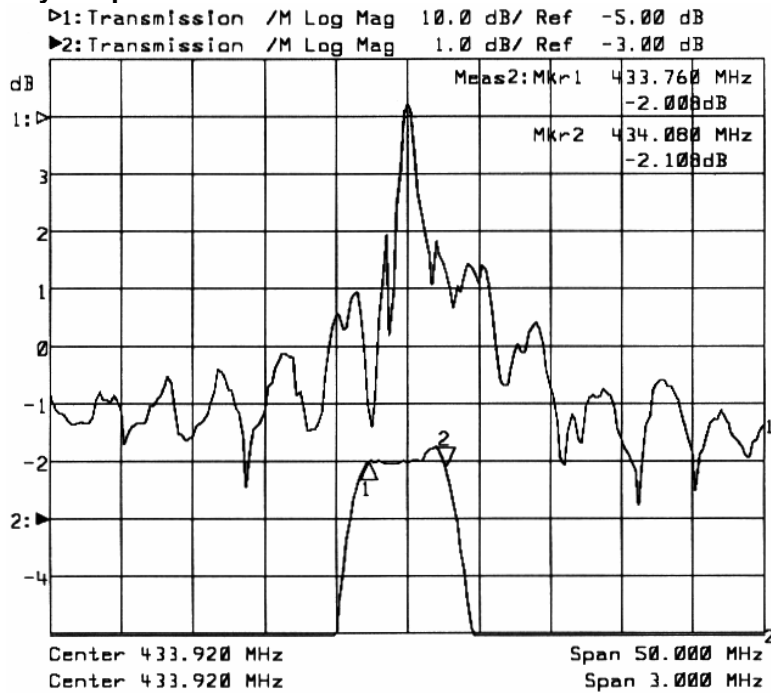
3 The Business Centre, Molly Millars Lane, Wokingham, Berks, RG41 2EY, UK

<http://www.actcrystals.com>

Issue : 2 C1u

Date : SEPT 06

4. Typical Frequency Response



5. Performance

5-1. Maximum Ratings

Rating		Value	Unit
Source Power	P_s	10	dBm
DC Voltage	V_{DC}	6	V
Storage Temperature Range	T_{stg}	-45 to +120	°C
Operable Temperature Range	T_A	-45 to +120	°C

In keeping with our ongoing policy of product evolution and improvement, the above specification is subject to change without notice.

ISO9001: 2000 Registered

For quotations or further information please contact us at:

3 The Business Centre, Molly Millars Lane, Wokingham, Berks, RG41 2EY, UK

<http://www.actcrystals.com>

Issue : 2 C1u

Date : SEPT 06

5-2. Electronic Characteristics

Reference temperature: $T_A = -45 \dots +95 \text{ }^\circ\text{C}$

Characteristic	Minimum	Typical	Maximum	Unit
Centre Frequency (Centre frequency between 3dB points) f_c		433.920		MHz
Insertion Loss 433.76 434.08 MHz IL	--	2.2	3.5	dB
3dB Pass bandwidth (relative to IL) BW_3	600	700	760	kHz
Passband (relative to IL) 433.76 434.08 MHz 433.74 434.10 MHz 433.70 434.14 MHz	-- -- --	0.5 0.7 1.0	2.0 3.0 6.0	dB dB dB
Relative Attenuation (relative to IL) 10.00 414.00 MHz 414.00 424.50 MHz 424.50 431.72 MHz 431.72 433.10 MHz 434.92 442.00 MHz 442.00 550.00 MHz 550.00....1000.00 MHz	45 38 28 18 10 32 45	50 45 32 22 16 38 55	-- -- -- -- -- -- --	dB dB dB dB dB dB dB

ⓘ CAUTION: Electrostatic Sensitive Device. Observe precautions for handling!

NOTE:

1. The frequency f_c is defined as the midpoint between the 3dB frequencies.
2. Unless noted otherwise, all measurements are made with the filter installed in the specified test fixture that is connected to a 50Ω test system with VSWR ≤1.2:1. The test fixture L and C are adjusted for minimum insertion loss at the filter centre frequency, f_c . Note that insertion loss, bandwidth, and passband shape are dependent on the impedance matching component values and quality.
3. Unless noted otherwise, specifications apply over the entire specified operating temperature range.
4. The specifications of this device are based on the test circuit shown above and subject to change or obsolescence without notice.
5. All equipment designs utilizing this product must be approved by the appropriate government agency prior to manufacture or sale.
6. Our liability is only assumed for the Surface Acoustic Wave (SAW) component(s) per se, not for applications, processes and circuits implemented within components or assemblies.

In keeping with our ongoing policy of product evolution and improvement, the above specification is subject to change without notice.

ISO9001: 2000 Registered

For quotations or further information please contact us at:

3 The Business Centre, Molly Millars Lane, Wokingham, Berks, RG41 2EY, UK

<http://www.actcrystals.com>