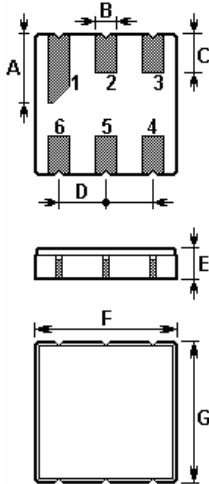


The **ACTF9039** is a low-loss, compact, and economical surface-acoustic-wave (**SAW**) RF filter in a surface-mount ceramic **DCC6** case with center frequency **959.500 MHz**.

### 1. Package Dimensions (DCC6)



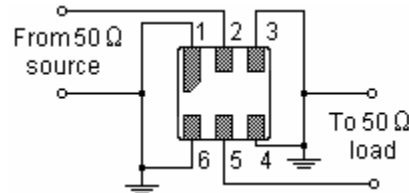
Pin	Configuration
2	Input
5	Output
1, 3, 4, 6	Ground

Sign	Data (unit: mm)	Sign	Data (unit: mm)
A	1.90±0.1	E	1.35±0.15
B	0.64±0.1 (x6)	F	3.80±0.15
C	1.00±0.1 (x5)	G	3.80±0.15
D	1.27±0.1 (x4)		

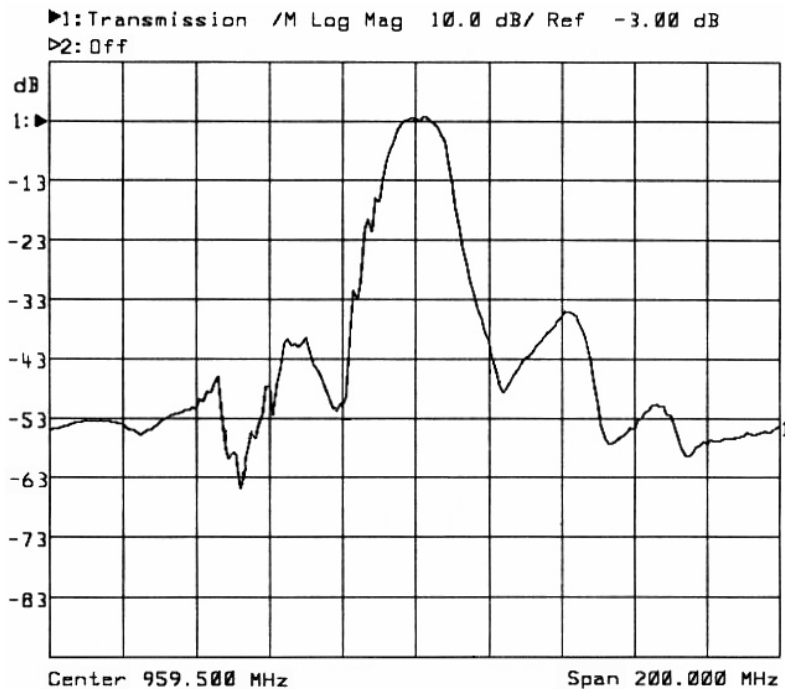
### 2. Marking

Laser Marking

### 3. Test Circuit



### 4. Typical Frequency Response



In line with our ongoing policy of product evolution and improvement, the above specification may subject to change without notice

**ISO9001:2000 Registered**

For quotations or further information please contact us at:

3 The Business Centre, Molly Millars Lane, Wokingham, Berkshire, RG41 2EY, UK

<http://www.actcrystals.com>

## 5. Performance

### 5-1. Maximum Ratings

Rating		Value	Unit
Input Power Level	$P$	10	dBm
DC Voltage	$V_{DC}$	12	V
Operable Temperature Range	$T_A$	-10 to +65	°C
Storage Temperature Range	$T_{stg}$	-40 to +85	°C

### 5-2. Electronic Characteristics

Characteristic		Min.	Typ.	Max.	Unit
Center Frequency	$f_C$		959.50		MHz
Insertion Loss	$IL$	--	3.0	4.5	dB
Amplitude Ripple	$\Delta\alpha$	--	--	1.5	dB
Absolute Attenuation	$\alpha$				
860.00 .... 909.50 MHz		35	43	--	dB
909.50 .... 939.50 MHz		30	37	--	dB
984.00 .... 1013.0 MHz		27	32	--	dB
1013.0 .... 1160.0 MHz		38	47	--	dB
Input / Output Impedance		50 $\Omega$			

**CAUTION: Electrostatic Sensitive Device. Observe precautions for handling!**

#### NOTE:

1. The frequency  $f_C$  is defined as the midpoint between the 3dB frequencies.
2. Unless noted otherwise, all measurements are made with the filter installed in the specified test fixture that is connected to a 50 $\Omega$  test system with VSWR $\leq$ 1.2:1.
3. Unless noted otherwise, specifications apply over the entire specified operating temperature range.
4. The specifications of this device are based on the test circuit shown above and subject to change or obsolescence without notice.
5. Our liability is only assumed for the Surface Acoustic Wave (SAW) component(s) per se, not for applications, processes and circuits implemented within components or assemblies.

In line with our ongoing policy of product evolution and improvement, the above specification may subject to change without notice

**ISO9001:2000 Registered**

For quotations or further information please contact us at:

3 The Business Centre, Molly Millars Lane, Wokingham, Berkshire, RG41 2EY, UK

<http://www.actcrystals.com>