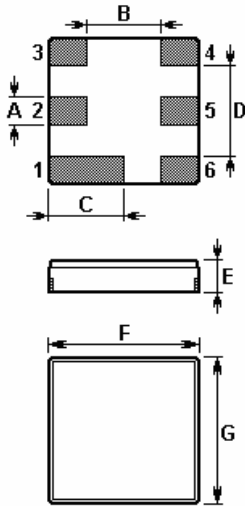


The **ACTF8067** is a low-loss, compact, and economical surface-acoustic-wave (**SAW**) RF filter in a surface-mount ceramic **DCC6C** case with center frequency **869.00 MHz**.

1. Package Dimensions (DCC6C)



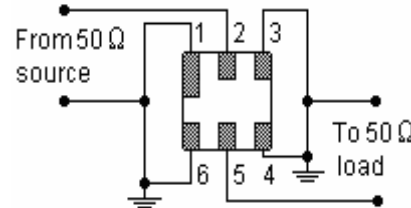
Pin	Configuration
2	Input / Output
5	Output / Input
1, 3, 4, 6	Case Ground

Sign	Data (unit: mm)	Sign	Data (unit: mm)
A	0.6	E	1.1
B	1.5	F	3.0
C	1.5	G	3.0
D	1.8		

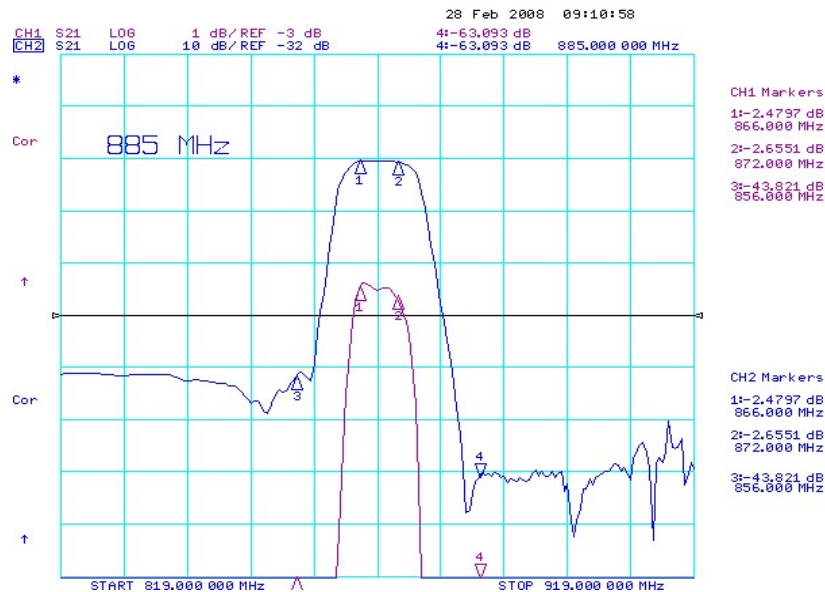
2. Marking



3. Test Circuit



4. Typical Frequency Response



In line with our ongoing policy of product evolution and improvement, the above specification may subject to change without notice

ISO9001:2000 Registered

For quotations or further information please contact us at:

3 The Business Centre, Molly Millars Lane, Wokingham, Berkshire, RG41 2EY, UK

<http://www.actcrystals.com>

5. Performance

5-1. Maximum Ratings

Rating		Value	Unit
Input Power Level	P	13	dBm
DC Voltage	V_{DC}	12	V
Operable Temperature Range	T_O	-40 to +125	°C
Temp. Range for Specification	T_A	-40 to +85	°C
Storage Temperature Range	T_{stg}	-40 to +125	°C

5-2. Electronic Characteristics

Characteristic		Min.	Typ.	Max.	Unit
Center Frequency	f_c		869.000		MHz
Insertion Loss	IL	--	2.5	3.5	dB
	868 MHz 870 MHz				
3dB Bandwidth	BW_3	10	11.5		MHz
Pass band Ripple	$\Delta\alpha$	--	0.5	1.0	dB
	868 MHz 870 MHz				
Input / Output VSWR			1.5	2.0	
	868 MHz 870 MHz				
Group Delay Ripple			30	60	ns
	868 MHz 870 MHz				
Relative Attenuation (relative to IL)	α_{rel}				
	750.00 MHz 856.00 MHz	35	42	--	dB
	885.00 MHz 905.00 MHz	40	58	--	dB
	905.00 MHz 1500.00 MHz	45	55	--	dB
Input / Output Impedance			50		Ω

ⓘ CAUTION: Electrostatic Sensitive Device. Observe precautions for handling!

NOTE:

1. The frequency f_c is defined as the midpoint between the 3dB frequencies.
2. Unless noted otherwise, all measurements are made with the filter installed in the specified test fixture that is connected to a 50 Ω test system with VSWR \leq 2.0:1.
3. Unless noted otherwise, specifications apply over the entire specified operating temperature range.
4. The specifications of this device are based on the test circuit shown above and subject to change or obsolescence without notice.
5. All equipment designs utilizing this product must be approved by the appropriate government agency prior to manufacture or sale.
6. Our liability is only assumed for the Surface Acoustic Wave (SAW) component(s) per se, not for applications, processes and circuits implemented within components or assemblies.

In line with our ongoing policy of product evolution and improvement, the above specification may subject to change without notice

ISO9001:2000 Registered

For quotations or further information please contact us at:

3 The Business Centre, Molly Millars Lane, Wokingham, Berkshire, RG41 2EY, UK

<http://www.actcrystals.com>