
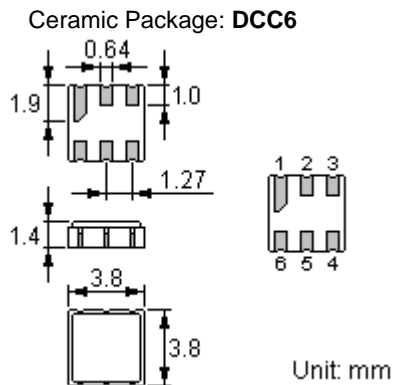


Features: ACTF8035-868.35-DCC6v1.0 SAW Filter

- Low-loss RF filter
- High Rejection
- Single Ended Operation at 50Ω with matching
- Ceramic Package for Surface Mounted Technology (SMT)
- Lead-free Production and RoHS Compliance



Package Dimensions



Pin Configuration

2	Input
5	Output
1, 3, 4, 6	Case Ground
1, 3, 4, 6	To Be Grounded

Marking



Top View, Laser Printing

- "ACT": Manufacturer's mark "F": SAW filter
 "8035": Part number ".": Terminal 1
 "*": Lot number (The code shown below varies in a 4-year cycle)

Code	1	2	3	4	5	6	7	8	9	10	11	12
2013	A	B	C	D	E	F	G	H	J	K	L	M
2014	N	P	Q	R	S	T	U	V	W	X	Y	Z
2015	a	b	c	d	e	f	g	h	i	j	k	m
2016	n	p	q	r	s	t	u	v	w	x	y	z

Maximum Ratings

Rating		Value	Unit
Operating Temperature Range	T_A	-40 ~ +85	°C
Storage Temperature Range	T_{stg}	-40 ~ +85	°C
DC Voltage (between any Terminals)	V_{DC}	10	V
RF Power (in BW)	P	10	dBm

In line with our ongoing policy of product evolution and improvement, the above specification may subject to change without notice

ISO9001 Registered

For quotations or further information please contact us at:
 3 The Business Centre, Molly Millars Lane, Wokingham, Berkshire, RG41 2EY, UK
<http://www.actcrystals.com>

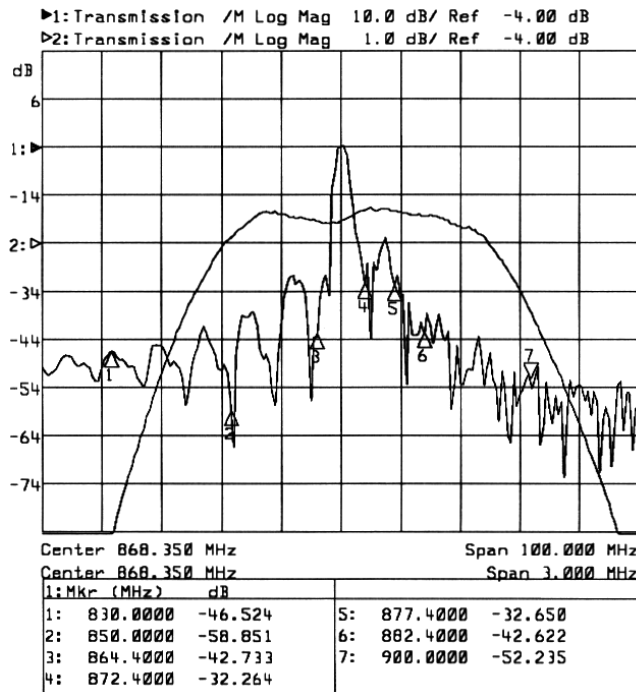
Electrical Characteristics

Characteristic		Minimum	Typical	Maximum	Unit
Center Frequency @25 °C	f_c		868.350		MHz
Insertion Loss	IL	--	3.5	4.8	dB
3dB Bandwidth	BW_3		1800		kHz
Attenuation: (relative to IL_{min})	10.0 ... 700.0 MHz	50	55		dB
	700.0 ... 830.0 MHz	38	43		
	830.0 ... 850.0 MHz	32	38		
	850.0 ... 864.4 MHz	22	27		
	872.4 ... 877.4 MHz	16	20		
	877.4 ... 882.4 MHz	24	28		
	882.4 ... 900.0 MHz	28	35		
900.0 ... 1000.0 MHz	40	45			
Temperature Frequency Temperature Coefficient	FTC		0.032		ppm/°C ²
Frequency Aging	Absolute Value during the First Year	fA	10		ppm/yr

 RoHS Compliant

 Electrostatic Sensitive Device

Typical Frequency Response



In line with our ongoing policy of product evolution and improvement, the above specification may subject to change without notice

ISO9001 Registered

For quotations or further information please contact us at:
 3 The Business Centre, Molly Millars Lane, Wokingham, Berkshire, RG41 2EY, UK
<http://www.actcrystals.com>

Stability Characteristics

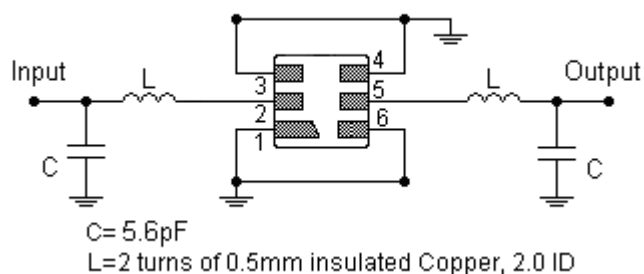
	Test item	Condition of test
1	Mechanical shock	(a) Drops: 3 times on concrete floor (b) Height: 1.0 m
2	Vibration resistance	(a) Frequency of vibration: 10~55Hz (c) Directions: X,Y and Z (b) Amplitude: 1.5 mm (d) Duration: 2 hours
3	Moisture resistance	(a) Condition: 40°C, 90~95% R.H. (c) Wait 4 hours before measurement (b) Duration: 96 hours
4	Climatic sequence	(a) +70°C for 16 hours (c) -25°C for 2 hours (e) Wait 4 hours before measurement (b) +55°C for 24 hours, 90~95% R.H. (d) +40°C for 24 hours, 90~95% R.H.
5	High temperature exposure	(a) Temperature: 70°C (c) Wait 4 hours before measurement (b) Duration: 250 hours
6	Thermal impact	(a) +70°C for 30 minutes ⇒ -25°C for 30 minutes repeated 3 times (b) Wait 4 hours before measurement

Requirements: The SAW filter shall remain within the electrical specifications after tests.

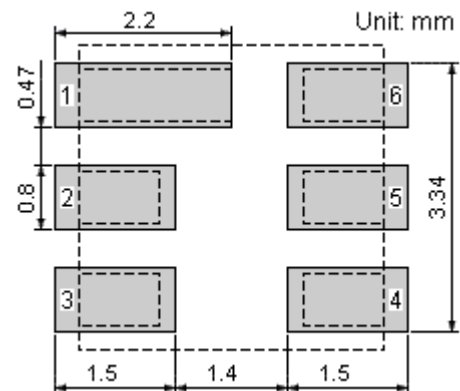
Remarks

- SAW devices should not be used in any type of fluid such as water, oil, organic solvent, etc.
- Be certain not to apply voltage exceeding the rated voltage of components.
- Do not operate outside the recommended operating temperature range of components.
- Sudden change of temperature shall be avoided, deterioration of the characteristics can occur.
- Be careful of soldering temperature and duration of components when soldering.
- Do not place soldering iron on the body of components.
- Be careful not to subject the terminals or leads of components to excessive force.
- SAW devices are electrostatic sensitive. Please avoid static voltage during operation and storage.
- Ultrasonic cleaning shall be avoided. Ultrasonic vibration may cause destruction of components.

Test Circuit



Recommended Land Pattern



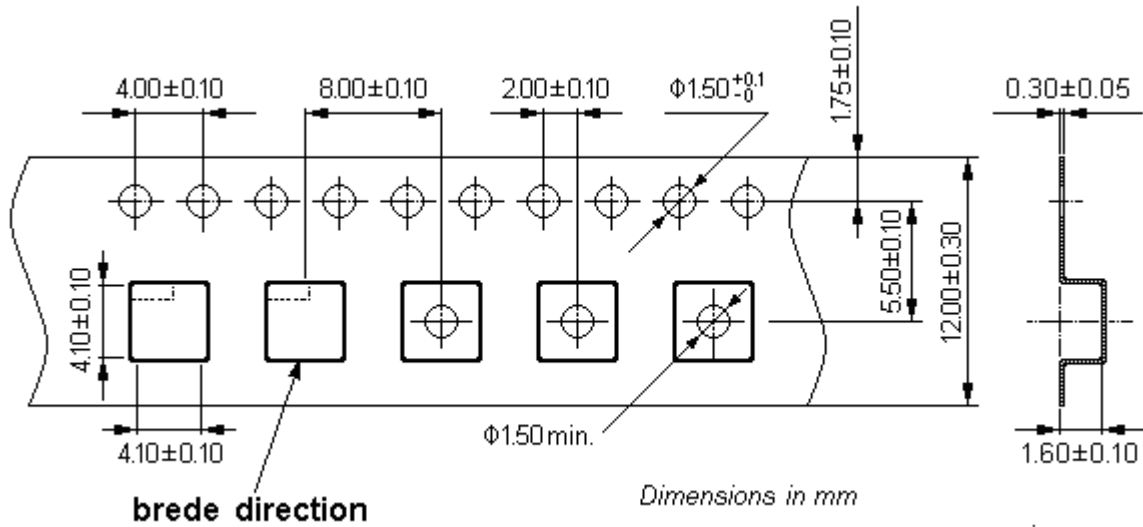
In line with our ongoing policy of product evolution and improvement, the above specification may subject to change without notice

ISO9001 Registered

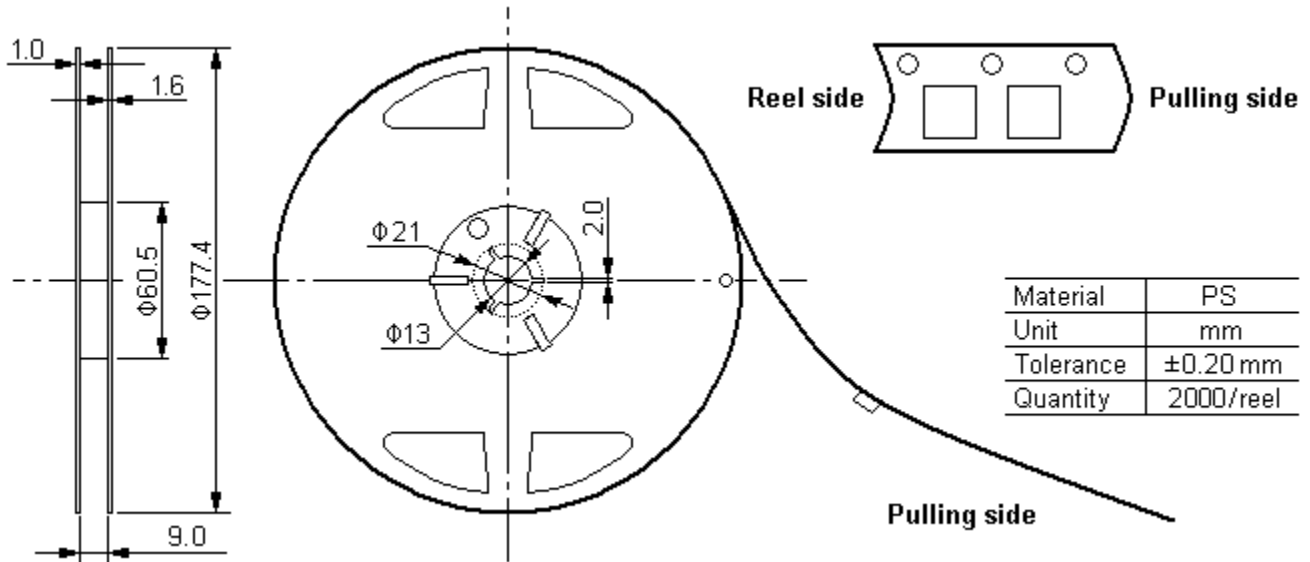
For quotations or further information please contact us at:
 3 The Business Centre, Molly Millars Lane, Wokingham, Berkshire, RG41 2EY, UK
<http://www.actcrystals.com>

Packing Information

Carrier Tape



Reel Dimensions



Outer Packing

Type	Quantity	Dimension	Description	Weight
Carton Box I	10000	190x190x95	anti-static plastic bag & carton box 1 reel / bag	0.85
Carton Box II	20000	190x190x190	5 bags / box (10000 pcs) 10 bags / box (20000 pcs)	1.70

Unit: mm

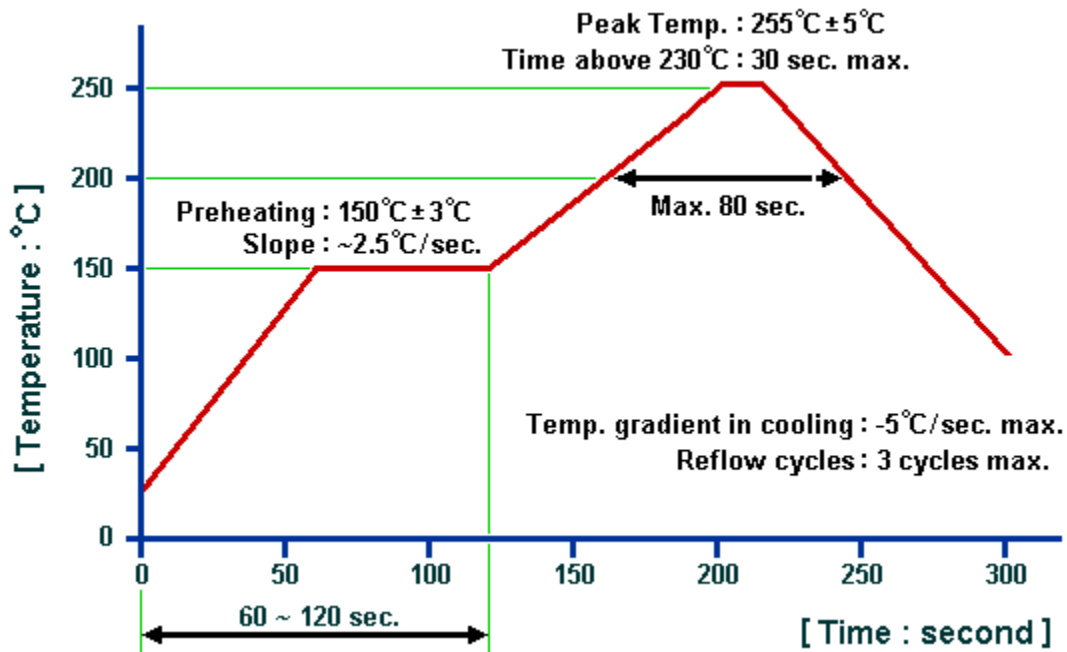
Unit: kg

In line with our ongoing policy of product evolution and improvement, the above specification may subject to change without notice

ISO9001 Registered

For quotations or further information please contact us at:
 3 The Business Centre, Molly Millars Lane, Wokingham, Berkshire, RG41 2EY, UK
<http://www.actcrystals.com>

Recommended Soldering Profile



© ACT. All Rights Reserved.

1. The specifications of this device are subject to change or obsolescence without notice.
2. Typically, equipment utilizing this device requires emissions testing and government approval, which is the responsibility of the equipment manufacturer.
3. Our liability is only assumed for the Surface Acoustic Wave (SAW) component(s) per se, not for applications, processes and circuits implemented within components or assemblies.

In line with our ongoing policy of product evolution and improvement, the above specification may subject to change without notice

ISO9001 Registered

For quotations or further information please contact us at:
3 The Business Centre, Molly Millars Lane, Wokingham, Berkshire, RG41 2EY, UK
<http://www.actcrystals.com>