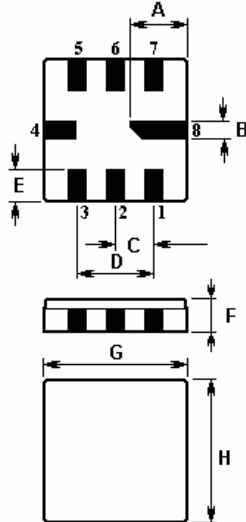


The **ACTF4130-462.5625-QCC8C** is a low-loss, compact, and economical surface-acoustic-wave (SAW) filter in a surface-mount ceramic **QCC8C** case with center frequency **462.5625** MHz.

### 1. Package Dimension (QCC8C)



| Pin      | Configuration  |
|----------|----------------|
| 2        | Input / Output |
| 6        | Output / Input |
| 1,3, 5,7 | To be Grounded |
| 4,8      | Case Ground    |

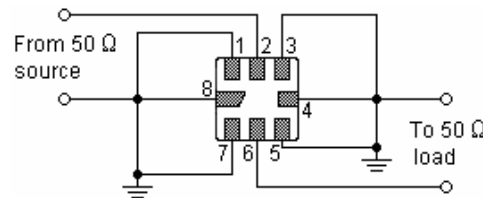
| Sign | Data (unit: mm) | Sign | Data (unit: mm) |
|------|-----------------|------|-----------------|
| A    | 2.08            | E    | 1.20            |
| B    | 0.60            | F    | 1.35            |
| C    | 1.27            | G    | 5.00            |
| D    | 2.54            | H    | 5.00            |

### 2. Marking

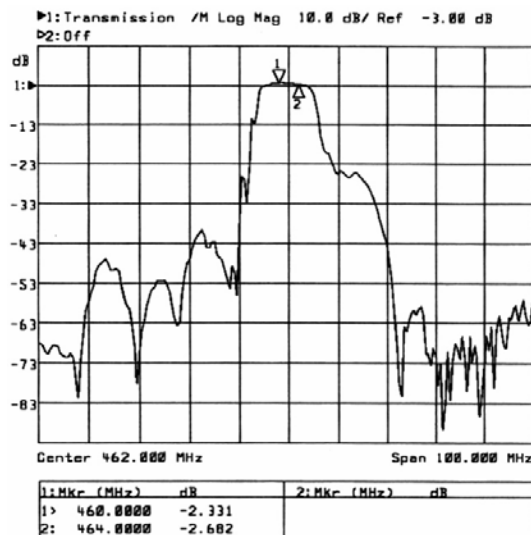


Laser Marking

### 3. Test Circuit



### 4. Typical Frequency Response



In line with our ongoing policy of product evolution and improvement, the above specification may subject to change without notice

**ISO9001:2000 Registered**

For quotations or further information please contact us at:

3 The Business Centre, Molly Millars Lane, Wokingham, Berkshire, RG41 2EY, UK

<http://www.actcrystals.com>

## 5. Performance

### 5-1. Maximum Rating

| Rating                     |           | Value      | Unit |
|----------------------------|-----------|------------|------|
| Input Power Level          | $P$       | 10         | dBm  |
| DC Voltage                 | $V_{DC}$  | 12         | V    |
| Operable Temperature Range | $T_A$     | -40 to +85 | °C   |
| Storage Temperature Range  | $T_{stg}$ | -40 to +85 | °C   |

### 5-2. Electronic Characteristics

| Characteristic                     |   | Minimum  | Typical   | Maximum  | Unit |
|------------------------------------|---|----------|-----------|----------|------|
| Center Frequency                   | $f_c$   | --       | 462.5625  | --       | MHz  |
| User Signal Band                   | $BW$  | --       | $\pm 2.0$ | --       | MHz  |
| Insertion Loss                     | $IL$<br>$f_c \pm 2.0\text{MHz}$   | --       | 3.0       | 4.5      | dB   |
| Absolute Attenuation               | $\alpha$<br>DC to $f_c - 25.0\text{MHz}$<br>$f_c + 30.0\text{MHz}$ to $f_c + 200.0\text{MHz}$ | 35<br>45 | 45<br>55  | --<br>-- | dB   |
| Pass Band Ripple                   | $\Delta\alpha$<br>$f_c \pm 2.0\text{MHz}$   | --       | --        | 2.0      | dB   |
| Input / Output Impedance (Nominal) |   | 50Ω//0pF |           |          |      |

**ⓘ CAUTION: Electrostatic Sensitive Device. Observe precautions for handling!**

1. Unless noted otherwise, all measurements are made with the filter installed in the specified test fixture that is connected to a 50Ω test system with VSWR≤1.2:1. The test fixture L and C are adjusted for minimum insertion loss at the filter center frequency,  $f_c$ . Note that insertion loss, bandwidth, and passband shape are dependent on the impedance matching component values and quality.
2. Unless noted otherwise, specifications apply over the entire specified operating temperature range.
3. The specifications of this device are based on the test circuit shown above and subject to change or obsolescence without notice.
4. All equipment designs utilizing this product must be approved by the appropriate government agency prior to manufacture or sale.
5. Our liability is only assumed for the Surface Acoustic Wave (SAW) component(s) per se, not for applications, processes and circuits implemented within components or assemblies.

In line with our ongoing policy of product evolution and improvement, the above specification may subject to change without notice

**ISO9001:2000 Registered**

For quotations or further information please contact us at:

3 The Business Centre, Molly Millars Lane, Wokingham, Berkshire, RG41 2EY, UK

<http://www.actcrystals.com>