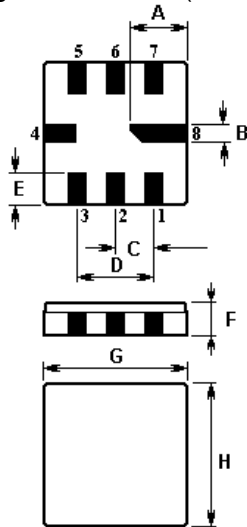


The **ACTF4036/460.0/QCC8C (IL-3dB)** is a low-loss, compact, and economical Surface Acoustic Wave (SAW) filter in a surface-mount ceramic **QCC8C** case with centre frequency **460.0** MHz.

1. Package Dimension (QCC8C)



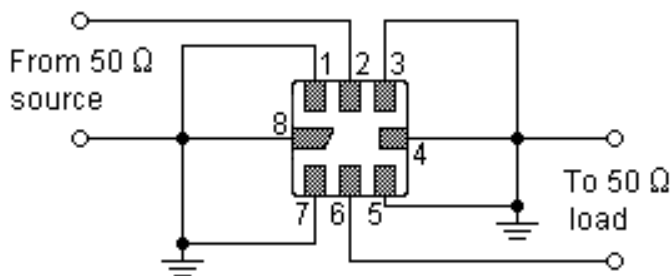
Pin	Configuration
2	Input / Output
6	Output / Input
1,3, 5,7	To be Grounded
4,8	Case Ground

Sign	Data (unit: mm)	Sign	Data (unit: mm)
A	2.08	E	1.20
B	0.60	F	1.35
C	1.27	G	5.00
D	2.54	H	5.00

2. Marking

Laser Marking

3. Test Circuit



In keeping with our ongoing policy of product evolution and improvement, the above specification is subject to change without notice.

ISO9001: 2000 Registered - Registration number 6830/2

For quotations or further information please contact us at:

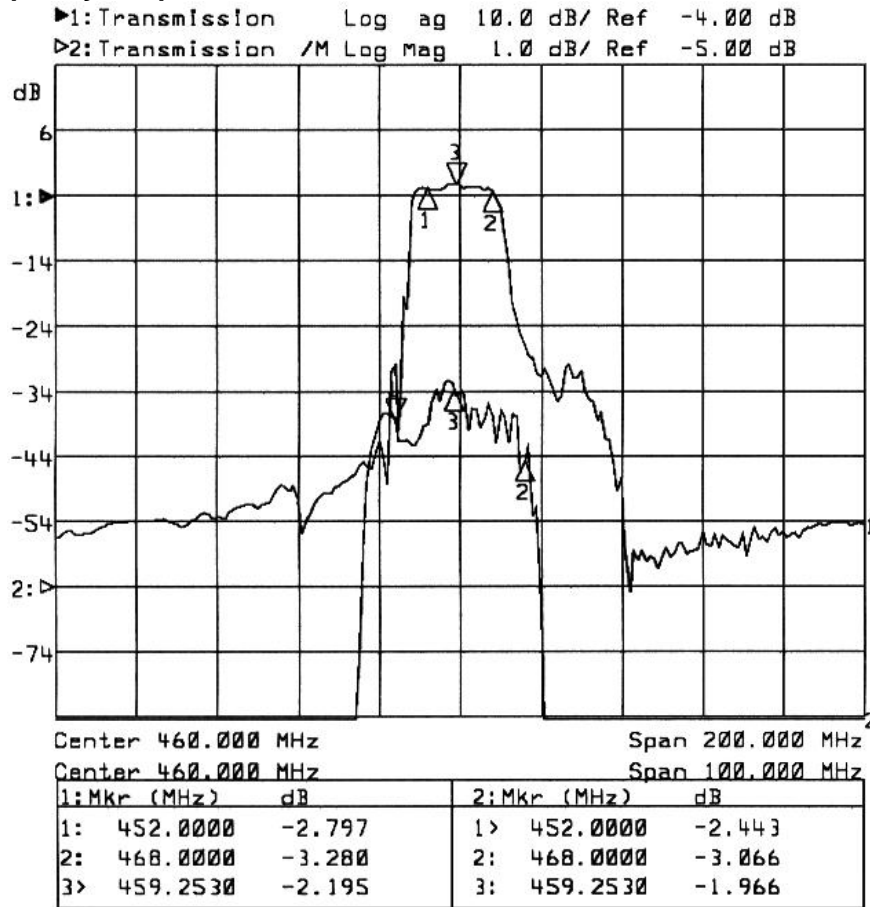
3 The Business Centre, Molly Millars Lane, Wokingham, Berks, RG41 2EY, UK

<http://www.actcrystals.com>

Issue : 1 C1

Date JAN 05

4. Typical Frequency Response



5. Performance

5-1. Maximum Rating

Rating		Value	Unit
Input Power Level	P	10	dBm
DC Voltage	V_{bc}	12	V
Operable Temperature Range	T_A	-10 to +65	°C
Storage Temperature Range	T_{stg}	-40 to +85	°C

In keeping with our ongoing policy of product evolution and improvement, the above specification is subject to change without notice.

ISO9001: 2000 Registered - Registration number 6830/2

For quotations or further information please contact us at:

3 The Business Centre, Molly Millars Lane, Wokingham, Berks, RG41 2EY, UK

<http://www.actcrystals.com>

Issue : 1 C1

Date JAN 05

5-2. Electronic Characteristics

Characteristics	Minimum	Typical	Maximum	Unit
Centre Frequency f_c	--	460.000	--	MHz
3dB Bandwidth BW_3	--	21	--	MHz
Usable Pass Band BW	--	± 8.0	--	MHz
Insertion Loss within $f_c \pm 8.0$ MHz IL	--	2.8	3.5	dB
Absolute Attenuation $f_c - 200.0$ MHz to $f_c - 40.0$ MHz $f_c + 50.0$ MHz to $f_c + 200.0$ MHz α	36 42	45 52	--	dB
Pass Band Ripple within $f_c \pm 8.0$ MHz $\Delta\alpha$	--	--	2.0	dB
Input and Output Impedance (Nominal)	50			Ω

i CAUTION: Electrostatic Sensitive Device. Observe precautions for handling!

1. Unless noted otherwise, all measurements are made with the filter installed in the specified test fixture that is connected to a 50 Ω test system with VSWR $\leq 1.2:1$. The test fixture L and C are adjusted for minimum insertion loss at the filter centre frequency, f_c . Note that insertion loss, bandwidth, and passband shape are dependent on the impedance matching component values and quality.
2. Unless noted otherwise, specifications apply over the entire specified operating temperature range.
3. The specifications of this device are based on the test circuit shown above and subject to change or obsolescence without notice.
4. All equipment designs utilizing this product must be approved by the appropriate government agency prior to manufacture or sale.
5. Our liability is only assumed for the Surface Acoustic Wave (SAW) component(s) per se, not for applications, processes and circuits implemented within components or assemblies.

In keeping with our ongoing policy of product evolution and improvement, the above specification is subject to change without notice.

ISO9001: 2000 Registered - Registration number 6830/2

For quotations or further information please contact us at:

3 The Business Centre, Molly Millars Lane, Wokingham, Berks, RG41 2EY, UK

<http://www.actcrystals.com>

Issue : 1 C1

Date JAN 05