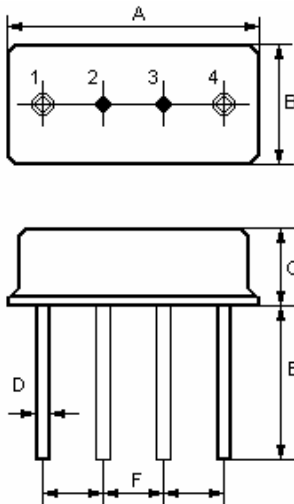


The **ACTF868.35/868.35/F11** is a low-loss, compact, and economical surface-acoustic-wave (**SAW**) filter in a low-profile metal **F-11** case designed to provide front-end selectivity in **868.350** MHz receivers. Receiver designs using this filter include superhet with 10.7 MHz or 500 kHz IF, direct conversion and superregen.

1. Package Dimension (F-11)

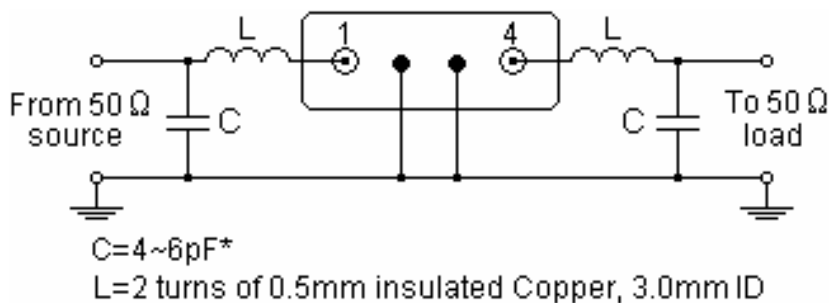


2.

Pin	Configuration
1	Input / Output
4	Output / Input
2/3	Case Ground

Dimensions	Data (unit: mm)
A	11.0±0.3
B	4.5±0.3
C	3.2±0.3
D	0.45±0.1
E	5.0±0.5
F	2.54±0.2

3. Matching Circuit



In keeping with our ongoing policy of product evolution and improvement, the above specification is subject to change without notice.

ISO9001: 2000 Registered

Issue : 1 C1

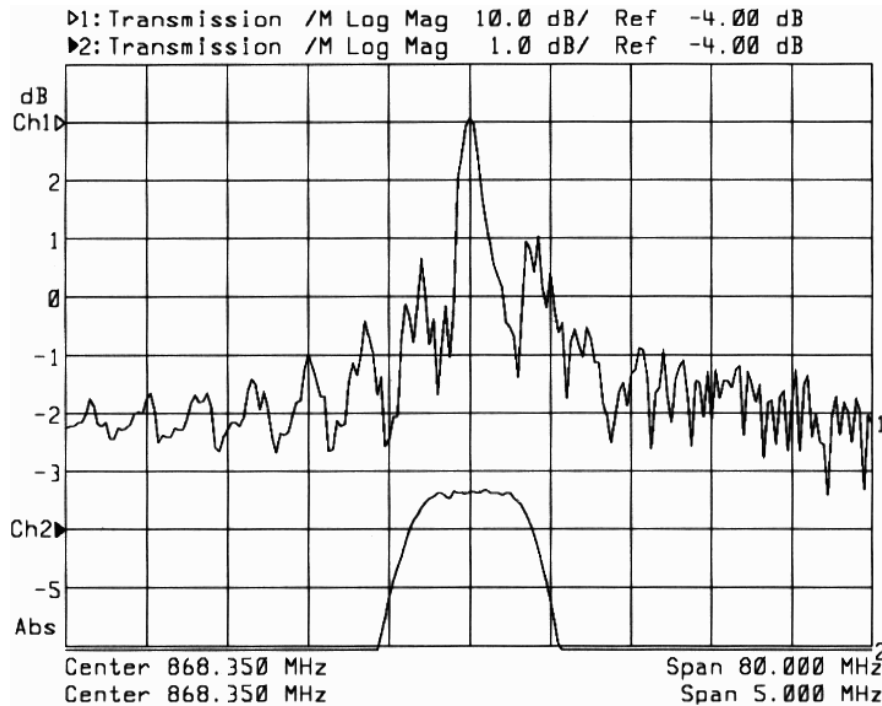
For quotations or further information please contact us at:

Date : SEPT 04

3 The Business Centre, Molly Millars Lane, Wokingham, Berks, RG41 2EY, UK

<http://www.actcrystals.com>

4. Typical Frequency Response



5. Performance

5-1. Maximum Rating

Rating	Value	Units
Input Power Level	10	dBm
DC Voltage	12V	VDC
Storage Temperature	-40 to +85	°C

In keeping with our ongoing policy of product evolution and improvement, the above specification is subject to change without notice.

ISO9001: 2000 Registered

For quotations or further information please contact us at:

3 The Business Centre, Molly Millars Lane, Wokingham, Berks, RG41 2EY, UK

<http://www.actcrystals.com>

5-2.Electronic Characteristics

Characteristic		Minimum	Typical	Maximum	Units
Centre Frequency (Centre frequency between 3dB points)	f_c		868.350		MHz
Insertion Loss	IL	--	3.5	5.5	dB
3dB Pass band	BW_3		1,200		kHz
Rejection	at f_c -21.4MHz (Image)	35	45	--	dB
	at f_c -10.7MHz (LO)	25	35	--	
	Ultimate	--	60	--	
Temperature	Turnover Temperature	T_o	25	55	°C
	Turnover Frequency	f_o		f_c	MHz
	Frequency Temperature Coefficient	FTC		0.032	ppm/°C ²
Frequency Aging	Absolute Value during the First Year	$ fA $		10	ppm/yr

ⓘ CAUTION: Electrostatic Sensitive Device. Observe precautions for handling!

1. The frequency f_c is defined as the midpoint between the 3dB frequencies.
2. Unless noted otherwise, all measurements are made with the filter installed in the specified test fixture that is connected to a 50 Ω test system with VSWR \leq 1.2:1. The test fixture L and C are adjusted for minimum insertion loss at the filter centre frequency, f_c . Note that insertion loss, bandwidth, and passband shape are dependent on the impedance matching component values and quality.
3. Unless noted otherwise, specifications apply over the entire specified operating temperature range.
4. Frequency aging is the change in f_c with time and is specified at +65°C or less. Aging may exceed the specification for prolonged temperatures above +65°C. Typically, aging is greatest the first year after manufacture, decreasing in subsequent years.
5. Turnover temperature, T_o , is the temperature of maximum (or turnover) frequency, f_o . The nominal frequency at any case temperature, T_c , may be calculated from: $f = f_o [1 - FTC (T_o - T_c)^2]$.
6. The specifications of this device are based on the test circuit shown above and subject to change or obsolescence without notice.
7. All equipment designs utilizing this product must be approved by the appropriate government agency prior to manufacture or sale.
8. Our liability is only assumed for the Surface Acoustic Wave (SAW) component(s) per se, not for applications, processes and circuits implemented within components or assemblies.

In keeping with our ongoing policy of product evolution and improvement, the above specification is subject to change without notice.

ISO9001: 2000 Registered

For quotations or further information please contact us at:

3 The Business Centre, Molly Millars Lane, Wokingham, Berks, RG41 2EY, UK

<http://www.actcrystals.com>