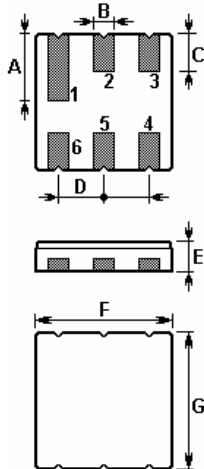


The **ACTF8014/897.5/DCC6** is a low-loss, compact, and economical surface-acoustic-wave (**SAW**) RF filter in a surface-mount ceramic **DCC6** case for mobile communications ISM900 systems. It provides low insertion loss and high attenuation. ( Nominal Centre Frequency **897.5 MHz**)

### 1. Package Dimension (DCC6)

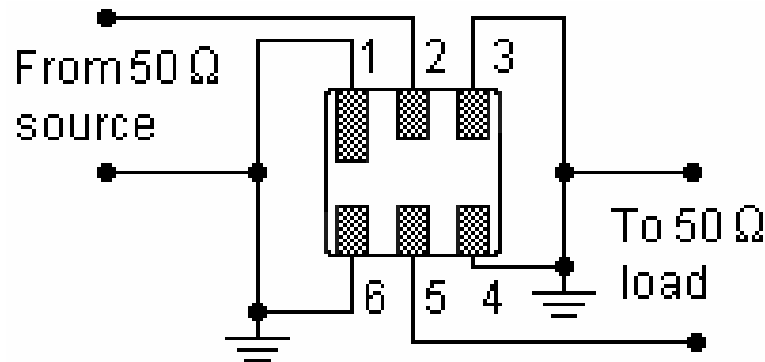


### 2.

Pin	Configuration
2	Input
5	Output
1,3,4,6	Ground

Sign	Data (unit: mm)	Sign	Data (unit: mm)
A	1.9	E	1.2
B	0.64	F	3.8
C	1.0	G	3.8
D	1.27		

### 3. Test Circuit



In keeping with our ongoing policy of product evolution and improvement, the above specification is subject to change without notice.

**ISO9001: 2000 Registered**

For quotations or further information please contact us at:

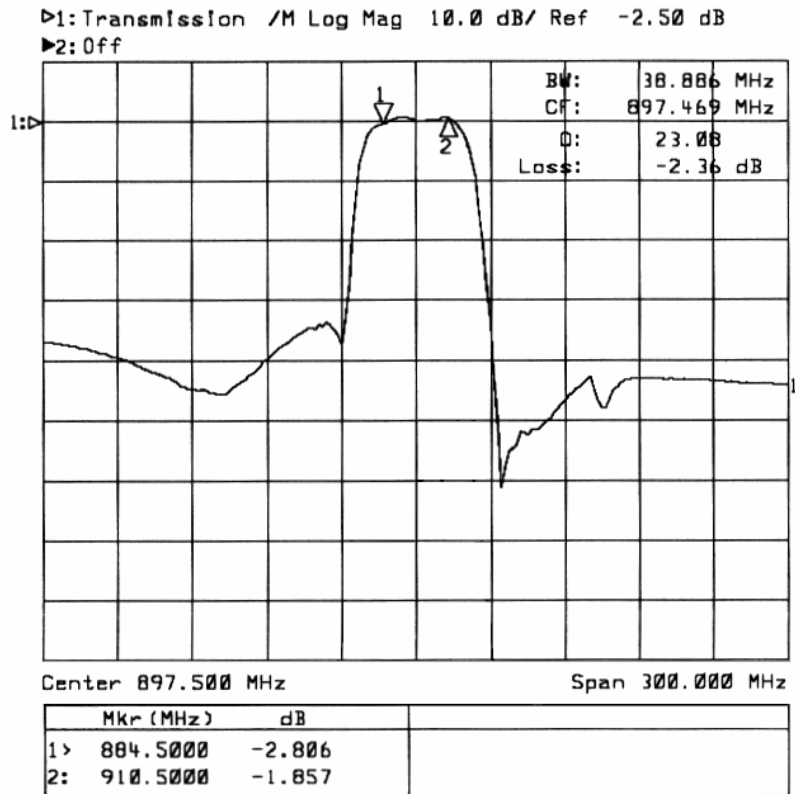
3 The Business Centre, Molly Millars Lane, Wokingham, Berks, RG41 2EY, UK

<http://www.actcrystals.com>

Issue : 1 C1

Date : SEPT 04

## 4. Frequency Characteristics



## 5. Performance

### 5-1. Maximum Ratings

Rating		Value	Units
Input Power Level	$P_{in}$	10	dBm
DC Voltage	$V_{DC}$	12	V
Storage Temperature Range	$T_{stg}$	-40 to +85	°C
Operating Temperature Range	$T_A$	-10 to +65	°C

In keeping with our ongoing policy of product evolution and improvement, the above specification is subject to change without notice.

**ISO9001: 2000 Registered**

**For quotations or further information please contact us at:**

**3 The Business Centre, Molly Millars Lane, Wokingham, Berks, RG41 2EY, UK**

<http://www.actcrystals.com>

Issue : 1 C1

Date : SEPT 04

## 5-2.Electronic Characteristics

Characteristic		Minimum	Typical	Maximum	Units
Nominal Centre Frequency	$f_c$	--	897.500	--	MHz
Usable Pass Bandwidth	$BW$	--	26	--	MHz
Insertion Loss	$IL$	--	3.0	4.5	dB
	884.50 .... 910.50 MHz				
Passband Ripple	$\Delta \alpha$	--	--	2.0	dB
	884.50 .... 910.50 MHz				
Absolute Attenuation	$\alpha$				
	DC .... 783.00 MHz	25	27	--	dB
	783.00 .... 863.00 MHz	28	33	--	dB
	933.00 .... 1063.0 MHz	32	42	--	dB
	1063.0 .... 2000.0 MHz	20	25	--	dB
Input / Output Impedance (Nominal)		50			$\Omega$

### ⓘ CAUTION: Electrostatic Sensitive Device. Observe precautions for handling!

1. Unless noted otherwise, all measurements are made with the filter installed in the specified test fixture that is connected to a 50  $\Omega$  test system with VSWR  $\leq$  1.2:1. The test fixture L and C are adjusted for minimum insertion loss at the filter centre frequency,  $f_c$ . Note that insertion loss, bandwidth, and passband shape are dependent on the impedance matching component values and quality.
2. Unless noted otherwise, specifications apply over the entire specified operating temperature range.
3. The specifications of this device are based on the test circuit shown above and subject to change or obsolescence without notice.
4. All equipment designs utilizing this product must be approved by the appropriate government agency prior to manufacture or sale.
5. Our liability is only assumed for the Surface Acoustic Wave (SAW) component(s) per se, not for applications, processes and circuits implemented within components or assemblies.

In keeping with our ongoing policy of product evolution and improvement, the above specification is subject to change without notice.

**ISO9001: 2000 Registered**

**For quotations or further information please contact us at:**

**3 The Business Centre, Molly Millars Lane, Wokingham, Berks, RG41 2EY, UK**

<http://www.actcrystals.com>

Issue : 1 C1

Date : SEPT 04